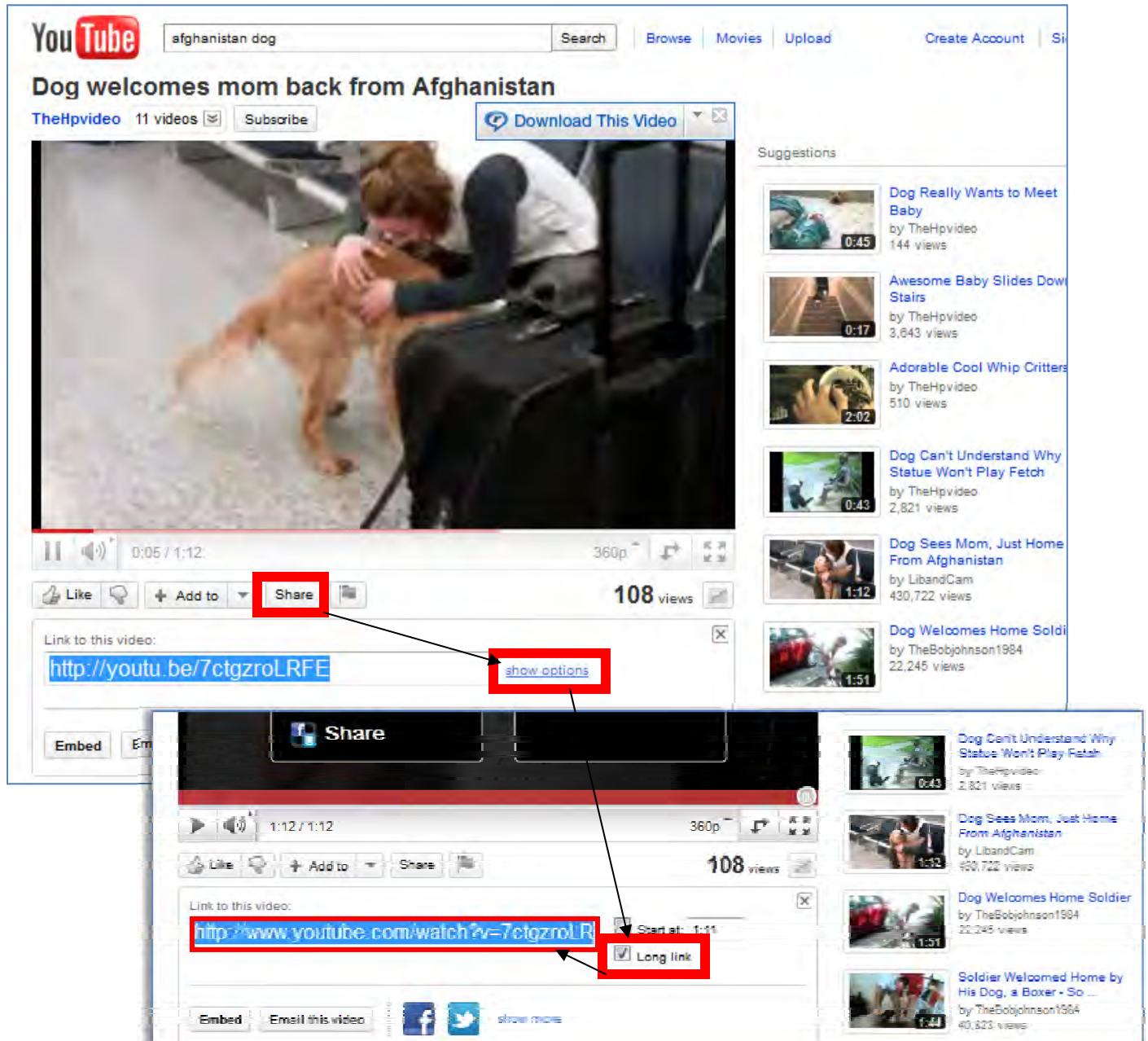



## Download & Embed a YouTube Video in a Flipchart

1. Open a web browser and go to [www.youtube.com](http://www.youtube.com). Go to **FILE | NEW TAB** and go to <http://keepvid.com/>
2. On the YouTube tab, search for and find a video you want. Click the **SHARE | SHOW OPTIONS | LONG LINK** under the video. **RIGHT CLICK** and copy the web address for the video that appears under the **SHARE** button.



Cheryl Tice, Instructional Support Specialist, GST BOCES

3. Click the **KeepVid.com** tab at the top of the web browser and RIGHT click and **PASTE** the web address for the YouTube video. Click **DOWNLOAD**. Click **RUN** in the dialog box that pops up.



4. Click the link next to one of the video download options (**Low Quality FLV**, **Medium Quality FLV**, **High Quality MP4**); or the audio option (**MP3**)

KEEPVID  
download streaming videos

KEEPVID Bookmarklet \*updated Mar 9, 2011\*  
1.) Drag this button onto your links toolbar  
2.) Click Keep It! when watching a video to download it

URL Enter URL of video page here: - example: http://youtube.com/watch?v=3V5a8mDTW6k **DOWNLOAD**

Sponsors

**AVS Video Converter**  
www.avs4you.com

DVD, VOB, DV, MOV, AVI, DivX, 3GP, XviD, VRO, MP4, WMV, ASF, MPEG, H.263, H.264, RM, RMVB, 3G2, SWF, DVR-MS, QT, ASX, MKV, OGM, FLV...

**FREE Download** ↓  
[Click here to download](#)

**Download links**

Links found on <http://www.youtube.com/watch?v=7ctgzroLRFE>  
Report any problems to: [keepvid.com@gmail.com](mailto:keepvid.com@gmail.com)

**Dog welcomes mom back from Afghanistan**  
youtube.com

>> **Download FLV** << - Low Quality - 400x226  
>> **Download FLV** << - Medium Quality - 640x360  
>> **Download MP4** << - High Quality - 480x360  
**\*NEW\*** >> **Download MP3** << - Standard Quality

For an ad-free version of Keepvid, please support us by using...

Opening Dog welcomes mom back from Afghanistan [www.keepvid.co...]

You have chosen to open  
...welcomes mom back from Afghanistan [www.keepvid.com].flv  
which is a: FLV Video for Flash Player  
from: http://v1.cache8.c.youtube.com

What should Firefox do with this file?

Open with com.adobe.flv (default)

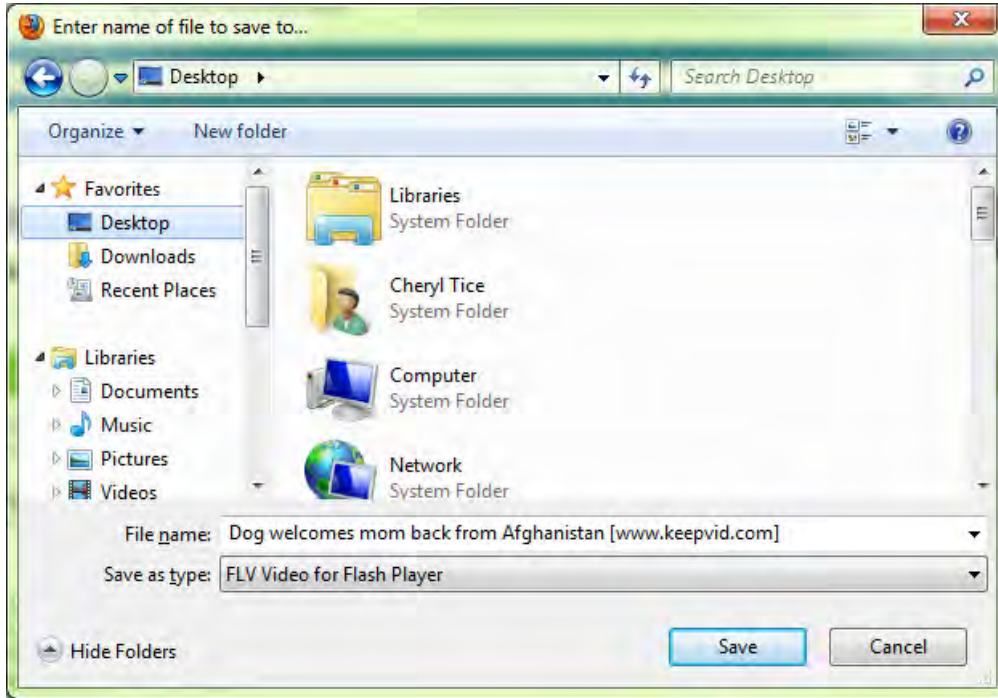
**Save File**

Do this automatically for files like this from now on.

**OK** **Cancel**

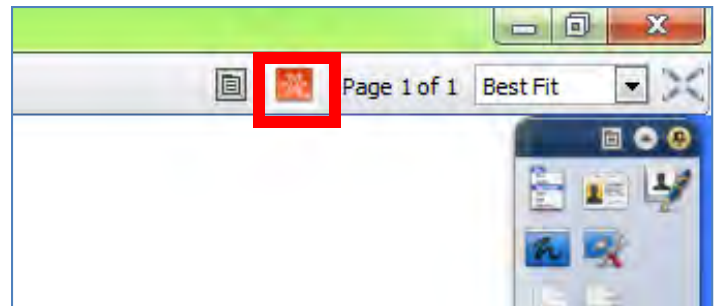
5. Click **SAVE FILE | OK**

6. Save the video to your DESKTOP:

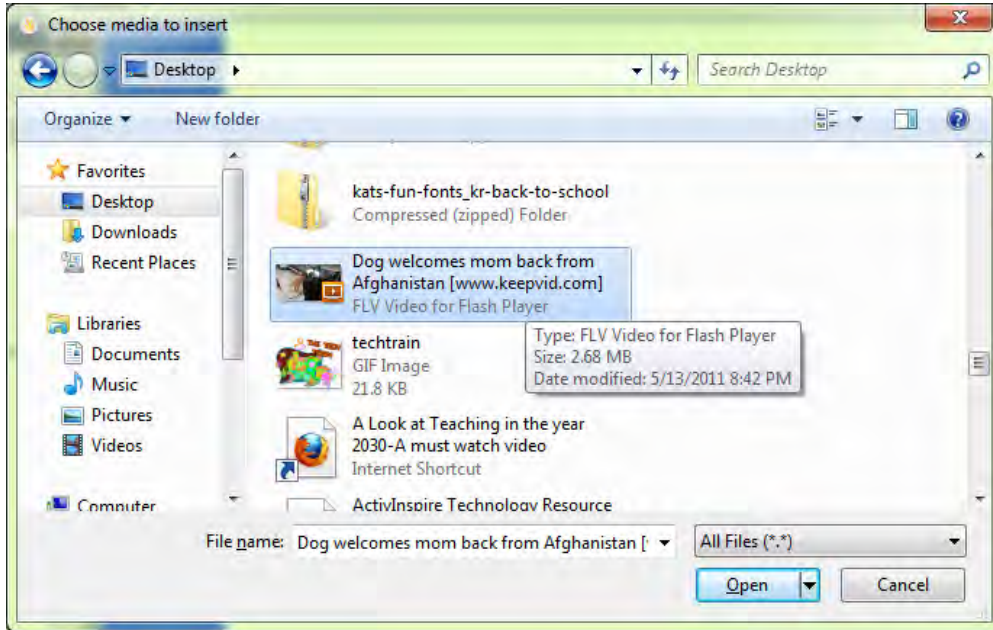


7. Open **ActivInspire** and change to **DESIGN MODE**, so once you've embedded the video, you can click on the video and use the handles to resize it and move it around on the page.

8. Click the **INSERT MEDIA FROM FILE** button on the Main Toolbox



9. In the Insert dialog box, go to the Desktop where you saved the video and double click the video file to embed it onto the flipchart page.



10. Change the Design Mode back to the "blue snowflake" by clicking the "red snowflake" button to play the video. The video starts automatically when you navigate to the page while viewing the flipchart:

